


# Nitrosamines impurity analysis using SCIEX QTRAP® 4500 LC-MS/MS System



## Sensitive and reproducible LC-MS/MS based quantification method for NDMA in ranitidine API and drug products

**Nitrosamines** are potent carcinogens in animals and humans, so they must be strictly controlled in pharmaceutical development. A potential quantitative method for the analysis of **N-Nitrosodimethylamine (NDMA)** in ranitidine active pharmaceutical ingredient (API) and drug products using the QTRAP 4500 system has been developed. This method is capable of meeting the regulatory requirements in terms of limits, LOQ and LOD levels.

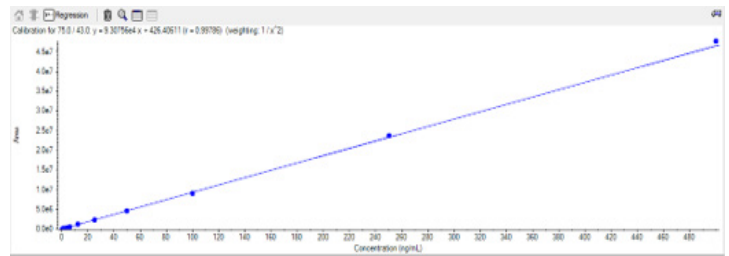
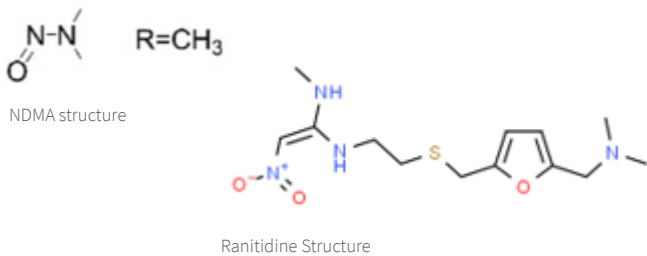


Figure 2. Calibration curve for NDMA with linearity range 0.5 – 500 ng/ml & r = 0.998

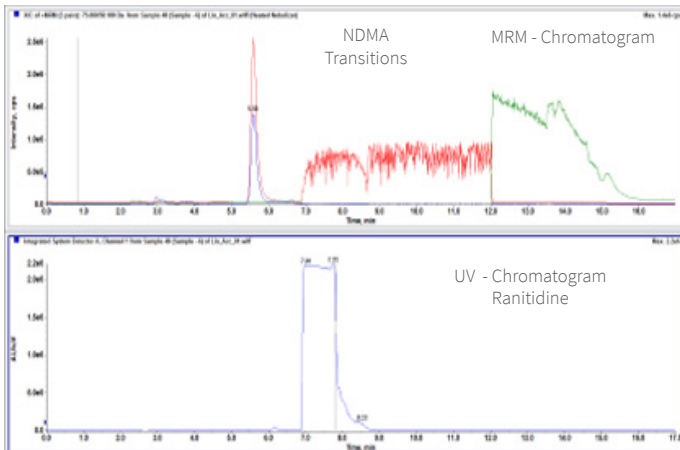


Figure 1. MRM & UV chromatogram of NDMA and ranitidine showing well separated retention time




Figure 3. MRM chromatogram of NDMA for showing diluent, Specification level, LOQ & LOD

	Concentrations
Limit	4.5 ng/ml (0.09 ppm)
LOQ	1.5 ng/ml (0.03 ppm)
LOD	0.5 ng/ml (0.01 ppm)
CC	0.5-500 ng/ml (0.01-10 ppm)

Table 1. Details of concentrations analyzed using QTRAP 4500 system.

To learn more about this method please email: [Marketing.India@sciex.com](mailto:Marketing.India@sciex.com)

The SCIEX clinical diagnostic portfolio is For In Vitro Diagnostic Use. Rx Only. Product(s) not available in all countries. For information on availability, please contact your local sales representative or refer to <https://sciex.com/diagnostics>. All other products are For Research Use Only. Not for use in Diagnostic Procedures. Trademarks and/or registered trademarks mentioned herein are the property of AB Sciex Pte. Ltd. or their respective owners in the United States and/or certain other countries. © 2019 DH Tech. Dev. Pte. Ltd.